



The Midpoint Centre Newsletter



A word from the Head of Centre

This half term has been a very unsettling time. As staff we have had to put lots of measures in place to keep everyone safe and reduce the spread of the Coronavirus.

We appreciate that it has been difficult for our young people and their families. I would like everyone to know we are here to support the learning of all our pupils and if you have any concerns please let us know.

The Midpoint Centre, Lawnswood Avenue, Parkfields,
Wolverhampton WV4 6SR
Tel: 01902 555947

In this issue

Term Dates

Art

PE

Science

Motor Vehicles

Hair and Beauty

Construction

English

Maths

Term Dates

SPRING TERM 2021

Tues 5th January 2021

to

Fri 12th February 2021

TERM RESTARTS

Mon 22nd February 2021

to

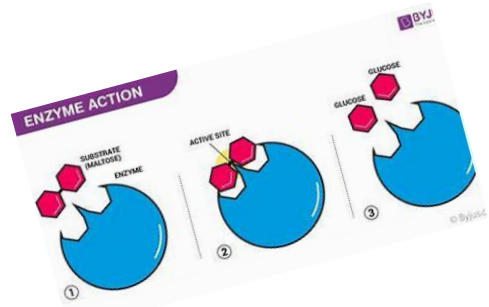
Thurs 1st April 2021

Art

- In Art lessons students are working towards a GCSE qualification. This means completing one long project, a number of short projects and (in year 11) an exam project.
- Currently (due to the disruption caused by Covid 19) all students, in both Year 10 and Year 11, are working on their long project. Students are able to choose from five themes: FLOWERS, MASKS, DAY OF THE DEAD, FOOD IN ART and MYSELF.
- One of our students has taken some fantastic photos of staff this half term as part of his 'Masks' project. He will use these photos as the basis for scary mask designs!



Science



This term, Year 11's have concentrated on Human Biology with a focus on the conditions inside of the body which allow for normal functioning. They also learnt about new substances known as 'enzymes' and how they control reactions.



Our Year 10's have focused on Health and Disease. Within this unit, they have learnt the definitions and examples of both communicable and non-communicable diseases. They have also been introduced to the 3 main groups of micro-organisms, the diseases they cause and ways in which disease infection/spread can be minimised - just in time with the current Covid-19 pandemic !

Motor Vehicle

- What can I say about Motor Vehicle in 2020 that hasn't already been said? As you are hopefully aware, if your young person has been telling you, we have several projects that are progressing (much slower than I would like, but still...) – some minor and some rather more major! I'll talk about those in a bit.
- With regards to the qualification itself, Year 10 students should all be in the position of finishing their Unit 1 coursework, which is Health and Safety for Motor Vehicle Studies. If they have any pages left to do, students should have received the blank pages and the Power-point presentation slides to help them by now, and everyone should have the End of Unit multiple choice Test to do as well.
- If Year 11 students have been with us for a while, they will have finished the pages for Unit 1 – only newer students may have work left incomplete, so they should also have the blank pages and Power-point slides. As with Year 10, all students in Year 11 who are working from home should have received the End of Unit Test. I'll be calling on some Year 11 students in the coming weeks to come in on a Monday or Tuesday to get some of their outstanding practical work finished in an extended session with a small group, try to get ahead of the curve!
- Obviously, I'll need the work I'm sending out back to mark and put in the folders to show the exam board, so please make sure that the work pack is returned as quickly as possible.
- Our project cars currently number four – three staff cars and one belonging to the school. They are: a 2004 Toyota MR2 that needs the rear subframe changing and a power steering fault diagnosing and fixing; a 1981 VW Camper that is currently undergoing some remedial welding work to get it ready for MOT; a 1968 VW Beetle that has recently had the braking system rebuilt by the students and will also need a couple of patches of welding to get it back on the road safely; and our long term 1971 VW Beetle project that saw a lot of work last year but has stalled somewhat of late. I'm hoping to have a good run at these projects after the current lockdown, when I've got enough students in to allocate jobs to. In the meantime, the students I have got in school have been practicing their MIG welding, which will come in very useful for the three Volkswagens, not to mention for some of their Unit 12 practical tasks, the Introduction to Vehicle Body Repair module!
- So where next? Well, if I'm honest, a lot is up in the air at the moment. We don't know when in 2021 school will be open to everyone, but as soon as it is, we will pick up where we left off, hopefully with your young person as up to date as they can be, any missing work completed and all of the theory parts completed, so we can hit the practical as hard as we can. We've got Unit 10, Introduction to Vehicle Braking Systems left to do, so students will need to watch out for theory work coming their way after half term. Learn everything you can from that, and then the practical will be simple!

Hair & Beauty

- Year 11
- This term we have been working on Unit 7 Create an image using colour, this is a fun unit to explore, it builds on learners' artistic flair and creativity to produce designs and promote the use of colour in the hair and beauty industry.
- Learners are introduced to the colour spectrum, the uses of primary and secondary colours and how these can be used in the hair and beauty sector. Learners will explore aspects including how to mix and neutralise the colours in the colour spectrum. Learners will create a mood board of designs using hair colour, makeup, nail art and face painting and create their own image using colour.



Construction

- **This term we have been working on Unit 11 Decorating an Inside Wall**
- **Unit Introduction**
- Painted and papered walls surround us. They are found in our homes, in shops and in workplaces. Being able to paint an inside wall or apply wallpaper to a high standard is a skill. Look around you and you will see examples of good and bad paint and wallpaper jobs. A badly painted inside wall looks scruffy. Wallpaper that has bubbles in it or is mismatched looks unprofessional.
- This term we have been concentrating on the painting side of the unit, developing and practising the skills needed to paint an inside wall, skirting boards, door frames and architrave. The sequence of a painting project the importance of Health & Safety, the correct terminology of tools and materials used.
- Examples of some of the practical sessions practising the skills of painting

- Preparing the wall Cutting in Using the roller



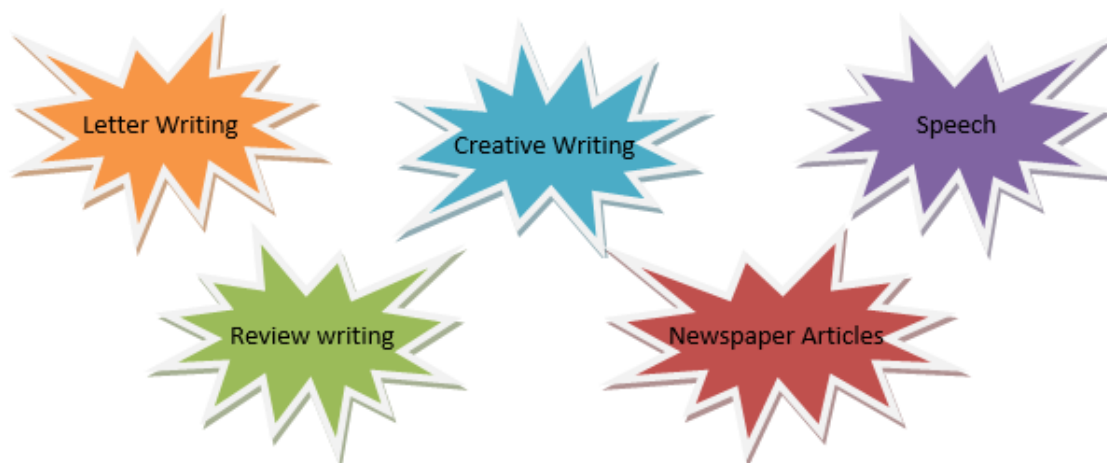
- Glossing the woodwork



Next term we are planning to complete the painting unit and introduce
(Mandatory Unit) Developing a Personal Progression Plan

English


- This term in English Year 11's will be looking at self-expression. Students will have a variety of tasks where they will have the opportunity to increase their curiosity, challenge stereotypes and work on how they express themselves in different contexts whilst working on their use of language technique.
- This will be done through a series of tasks covering the AQA specification for Writing for different purposes and audiences, writing to argue/persuade, writing for impact, factual reading for meaning and debate.



- For Year 10 we will be focusing on improving our comprehension and reading for meaning skills, format, structure and writing with purpose and communication – both written and verbal skills; all with the key themes of self-expression and challenging stereotypes. All work is working towards the AQA Functional Skills qualifications ranging from Entry Level to Level 1.
- We will also be facilitating mock exams and practice questions for all our students to gain further evidence of predated grades and to encourage and support student development.

English

We are looking forward to offering some online sessions for our students working from home – we can't wait to get back to normal...



The revision sites noted below contain useful materials for English Language and staff encourage students to use them to support their studies.

As the Centre has moved to a reduced timetable, the English Department is now regularly providing Remote Learning tasks for our students to complete.

Revision Websites:

www.bbc.co.uk/education

<http://www.universalteacher.org.uk/>

www.s-cool.co.uk

www.youtube.co.uk

Mathematics

Y10 – Students have been studying Unit 2 Algebra this half-term which involves simplifying and multiplying expressions, expanding brackets and factorising and substitution. Next half term we will be studying Unit 4 Fractions, Decimals and Percentage.

Y11 – Students have been studying Unit 11 Ratio and Proportion this half-term. Next half-term we will be studying Unit 12 Pythagoras' Theorem and Trigonometry whilst also beginning revision and sitting assessments.

All students working from home can access online work through our MathsWatch revision website. To access, google Mathswatchvle and click on the link. You will then need to log on to the site. Your login is your first initial followed by your surname followed by @midpoint.

E.g. if your name is John Smith your login will be 'jsmith@midpoint'. The password for everyone is 'midpoint2021'. You will see assignments to work through on the home screen and if you need help then click on the video clip.

Enrichment


Since January we have increased our offer for enrichment. Our timetable now follows something very similar to The Braybrook Centre with core lessons predominantly in the morning with enrichment in the afternoon.

The purpose of these sessions is to pick an enrichment activity that will help:


- Develop relationships with staff and pupils
- Develop a hobby or interest
- Develop team building skills
- Develop life skills
- Improve on their own learning.

Activities include:

- Boxing
- Cycling
- Golf
- Pottery
- Textiles
- Cooking
- Nail art



Amongst others, as the warmer weather arrives we hope to take more students out.



Attendance

Well done to all the students who have been able to attend Midpoint, completed work at home or for attending Outreach sessions through this very challenging and changing times. I am sure we are all looking forward to being able to welcome all Midpoint students back.

The following students have achieved attendance over 90% Well done to:

- ❖ Hope Aldridge-Miller
- ❖ Curtis Bennett
- ❖ T'Keyah Daley
- ❖ Tyreece Harmitt
- ❖ Tyler Macgregor
- ❖ Marley Simpson
- ❖ Lilly Todd

It has been a challenging time for both students and staff and we appreciate all the support from parents/carers to enable good attendance during this pandemic. We also appreciate your support with remote learning during this time.

Please remember medical appointments apart from hospital appointments, need to be made after school wherever possible. You can leave a message on the Attendance Line at any time. The telephone number is:

Work number 01902 554635

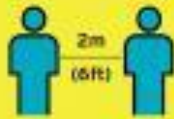
Work mobile is 07394 573318

If you receive a text message about your child's absence please reply to this as soon as possible in order to inform school of the reason for absence.

ATTENDANCE
 **MATTERS**
every school day counts.

Coronavirus

STAY SAFE SAVE LIVES



Keep your distance



Cough or sneeze into your elbow, or a tissue and dispose in a bin



Don't touch your face



Wash your hands well and often



Download the StopCOVID NI app



You must use face coverings in enclosed spaces like shops, healthcare settings and on public transport

If you have coronavirus symptoms, even if mild, go home, self-isolate and book a test.

For more information go to www.pha.site/coronavirus

HSC Public Health Agency

WE ALL MUST DO IT TO GET THROUGH IT
STAY SAFE SAVE LIVES

Produced by the Public Health Agency, 12-22 Usherhall Street, Belfast BT2 8GS

CORONAVIRUS **STAY ALERT** **TO STAY SAFE**

- ✔ Keep a safe distance from others
- ✔ Stay home as much as possible
- ✔ Keep washing your hands regularly

STAY ALERT ▶ CONTROL THE VIRUS ▶ SAVE LIVES

Safeguarding Update

Sexting

It's against the law for anyone to take or have a sexual photo of someone who is under 18 - even if it's a selfie. This includes:

- Naked pictures or nudes
- Sexual or 'dirty' pics
- Rude text messages or videos
- Underwear shots

Once distributed on the Internet it is difficult to remove the picture completely.

Young people can feel pressured into sexting especially our vulnerable students.

Many of our students don't realise that they are breaking the law if they keep a picture someone else has sent them.

<https://www.childline.org.uk>

<https://www.thinkuknow.co.uk>

These websites have good advice and help to deal with incidences where images have been disseminated.

Keep safe!!

Safeguarding Update

Silent Solutions

What to do if you need to call 999 but can't talk

There may come a time in everyone's life when you need to call the emergency services, but it might put you or those around you in even more danger by talking.

What are you supposed to do if making any noise at all might alert an attacker to your presence and so you need to remain silent?

When a person calls 999, an operator asks which service they require.

If they don't answer, they are prompted to tap the handset, cough or make some other audible sound without speaking.

They are then given the option to press 55.

If there is no response to any of the prompts, the call is terminated.

If you press 55 the police will trace the call and respond.

It's a potentially life-saving function that has been used by the emergency services for the past 15 years, but very few people are aware of its existence.

It is hoped that by spreading awareness of the procedure, the emergency services will be able to act more efficiently and save lives.

and finally...

We would like to welcome Mercy, our newest member of staff. Mercy joined us before Christmas on supply and applied for a permanent job. She has been helping us with delivering Science but has also delivered cooking as an enrichment activity.

Mercy has certainly made an impression and we hope everyone returns from COVID you will make her feel welcome and enjoy having Science lessons with her.

